





M		l	l ₂	No.	
M5	0,5 - 3,0	11,0	15	10885053015	500

SW 7,0 d_k 10,0 k 1,0 ↻ 7 Nm ⇅ 7000 N

M6	0,5 - 3,0	13,0	15	10885063015	250
-----------	-----------	------	----	-------------	-----

SW 9,0 d_k 13,0 k 1,5 ↻ 10 Nm ⇅ 10000 N

M		l	l ₂	No.	
M8	0,5 - 3,0	14,0	20	10885083020	100

SW 11,0 d_k 16,0 k 1,5 ↻ 30 Nm ⇅ 28000 N

l₂ = min. bolt length in set condition. This varies, depending on the grip range and tool setting.